

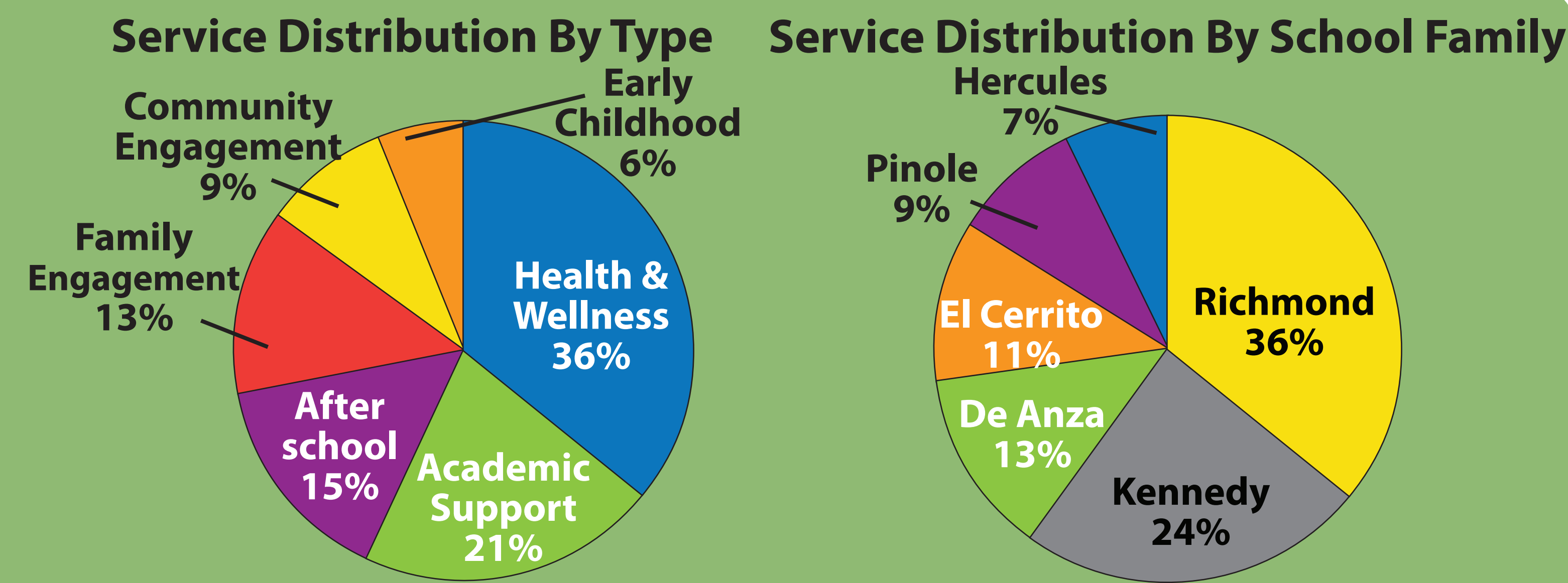
Issue. A "Full-Service Community School" (FSCS) offers a variety of supports to children and families, ranging from academic enrichment to physical and mental healthcare. West Contra Costa Unified School District (WCCUSD) has committed to a district-wide vision for FSCS in their 2014-2019 Strategic Plan. However, the district does not have a complete inventory of all programs at each school.

To strategically plan for FSCS implementation, this project identified existing programs at school sites in WCCUSD and analyzed how the distribution of services aligns with local needs.

Methods.

1. Data Collection

We created an inventory of services offered at each school site by surveying principals, school personnel, and community-based service providers through email, phone calls, and in-person meetings.

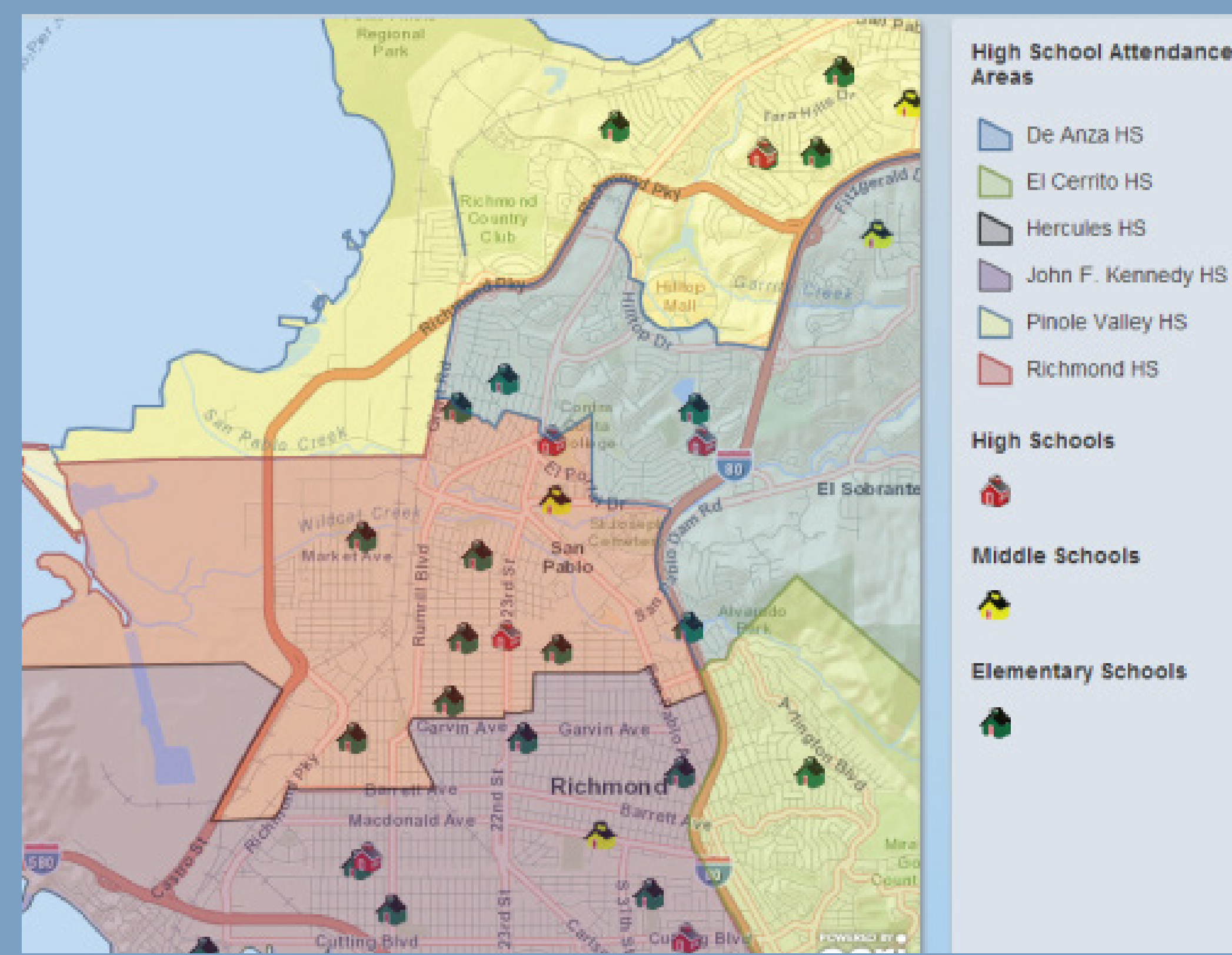


2. Services Map

WCCUSD staff used the data we collected to create an interactive services map on the district website. The map is intended to help principals, parents, and teachers better understand what services are available at their school site, and at other schools in the district.

When users click on a school icon, they see the following information pop up for that site:

- Program Category (e.g., Health and Wellness)
- Program Name (e.g., Contra Costa Health Services)
- Program Description (e.g., Health Clinic)



3. School Family Needs Index

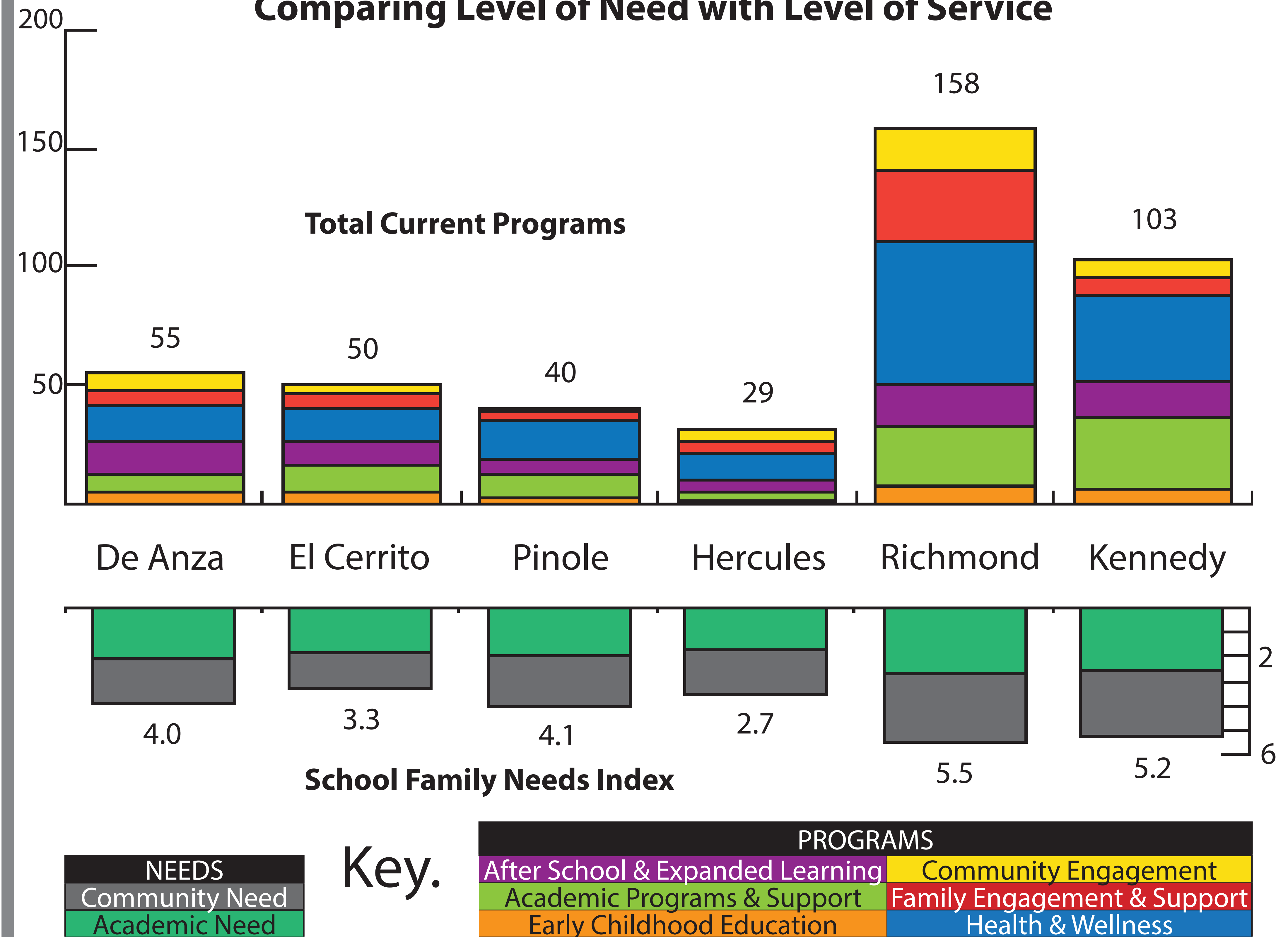
We developed a School Family Needs Index to assess how well aligned the current distribution of services is with the level of academic and community need in each "school family" (e.g., high school catchment zone in WCCUSD). Each school was assigned values of 1 (Low Need), 2 (Medium Need), or 3 (High Need) for the following factors, and scores were averaged across school families.

	Academic Factors			Community Factors	
	% Free/Reduce Price Lunch (Oct 2012, CA Dept of Ed, School Level)	% English Language Learner (2012-13, CA Dept of Ed, School Level)	Growth Academic Performance (2013, CA Dept of Ed, School Level)	% HS Graduate or Higher (2008-2012, ACS, zip code)	% Below Poverty Level (2008-2012, ACS, zip code)
High Need - 3	55% or more	55% or more	699 or below	80% or less	17% or more
Med. Need - 2	21% - 54%	21% - 54%	700-799	81%-90%	9%-16%
Low Need - 1	0% - 20%	0%-20%	800 or more	91%-100%	0%-8%

Analysis.

Analysis was conducted for 48 schools in total which are organized into the six WCCUSD "school families," each associated with a high school.

Comparing Level of Need with Level of Service



Next Steps.

Data Collection and Mapping

- "Deep dive" to complete remaining data collection
- Develop ongoing data management system

Strategic Planning

- Use map as communications tool to promote district FSCS strategy
- Conduct district-wide needs assessment to better understand untapped strengths or unmet needs in schools or communities
- Use data to drive horizontal collaboration across and vertical collaboration within families